

WELCOME TO 1ST GRADE CURRICULUM NIGHT AT PITTSFIELD ELEMENTARY

Conferences &
Attendance:

Please click in
the chat to sign
in with your
child's name for
attendance



Mrs. Duman



Ms. Killewald



Chat

Principal's Message

https://drive.google.com/file/d/1Z_rblVGjISppzVotWIATGtHgTLZx4hDP/view

CURRICULUM NIGHT AGENDA



~~TEACHER INTRODUCTIONS~~



LEARNING TARGETS



CLASSROOM MANAGEMENT & ONLINE LEARNING EXPECTATIONS



DAILY SCHEDULE



GRADE LEVEL CURRICULUM & STANDARDS



KEY WORDS



CLOSING




QUESTIONS



LEARNING GOALS



I know my child's teacher.



I know the classroom curriculum for 1st grade.



I know what a typical online classroom day looks like for my child.

CURRICULUM NIGHT AGENDA



~~TEACHER INTRODUCTIONS~~



~~LEARNING TARGETS~~

CLASSROOM MANAGEMENT & ONLINE LEARNING EXPECTATIONS



DAILY SCHEDULE



GRADE LEVEL CURRICULUM & STANDARDS



KEY WORDS




CLOSING




QUESTIONS




ONLINE LEARNING EXPECTATIONS




I can **RAISE MY HAND**
if I want to talk.



When I see my name or I am
called on, it is **MY TURN**.



I will **LISTEN** when it is
someone else's turn.



I will stay in **ONE SPOT** unless the
directions are to get up or move.



UNMUTE



MUTE





Responsive Classroom

- The Responsive Classroom approach focuses on teaching social emotional skills like we teach academic skills in order to help students be successful.

- #WeAreFamily: Our classroom and school community is here to support you and your children always.



CURRICULUM NIGHT AGENDA



~~TEACHER INTRODUCTIONS~~



~~LEARNING TARGETS~~



~~CLASSROOM MANAGEMENT & ONLINE LEARNING EXPECTATIONS~~



DAILY SCHEDULE



GRADE LEVEL CURRICULUM & STANDARDS



KEY WORDS

































CLOSING



QUESTIONS

EXAMPLE OF DAILY CLASSROOM SCHEDULE



Monday	Tuesday	Wednesday	Thursday	Friday
 Morning Meeting 8:10	 Morning Meeting 8:10	 Morning Meeting 8:10	 Morning Meeting 8:10	 Morning Meeting 8:10
 Language Arts 8:40	 Language Arts 8:40	<p>After morning meeting all activities are asynchronous</p>  <p>Independent Work New Seesaw Activities for Reading, Math and Science</p> <p>Catch up on all unfinished Seesaw Activities</p> <p>Lexia Core5 Dreambox Epic</p>	 Language Arts 8:40	 Language Arts 8:40
 Math 10:10	 Math 10:10		 Math 10:10	 Math 10:10
 Library 11:10	 Art 11:10		 PE 11:10	 Music 11:10
 PLTW 12:28	 Science 12:28		 Science 12:28	 Science 12:28
 Independent Work 1:28	 Independent Work 1:28		 Independent Work 1:28	 Independent Work 1:28
 Optional Closing Circle 3:00	 Optional Closing Circle 3:00		 Optional Closing Circle 3:00	 Optional Closing Circle 3:00
AM Break 9:40-10:10			Lunch 11:40-12:28	

- Whole group synchronous instruction (live lessons): 8:10 a.m. to 1:28 p.m. Monday-Tuesday and Thursday-Friday.
*Wednesday is an independent work day.
- Lunch: 11:40 p.m.-12:28 p.m..
- Asynchronously work begins at 1:28 p.m.-3:00 p.m.. No live whole group lessons at this time.
 - Seesaw assignments
 - Lexia or Dreambox lessons
 - Work with a teacher in a small group
- Specials Classes (Music, Library, P.E., Art, and PLTW): Monday--Tuesday and Thursday-Friday.

CURRICULUM NIGHT AGENDA



~~TEACHER INTRODUCTIONS~~



~~LEARNING TARGETS~~



~~CLASSROOM MANAGEMENT & ONLINE LEARNING EXPECTATIONS~~



~~DAILY SCHEDULE~~



GRADE LEVEL CURRICULUM & STANDARDS



KEY WORDS



CLOSING



QUESTIONS

(ELA) READING WORKSHOP



- Unit 1: MAISA Launching the Reading Workshop
- Unit 2: MAISA Using Strategies to Solve Words
- Unit 3: MAISA Readers learn from Informational Reading
- Unit 4: Character Study
- Unit 5: MAISA Building a Repertoire of Strategies
- Unit 6: MAISA Series Reading: Reenacting Character Clubs

Reader's Workshop consists of:

Whole Group Mini Lesson-synchronous

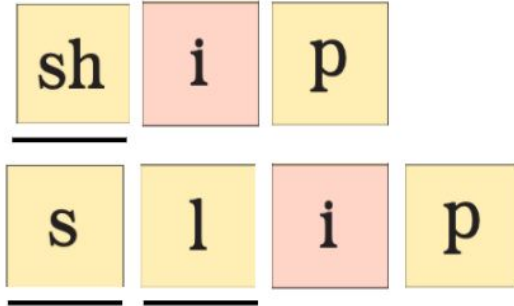
Independent Reading/Partner Reading-asynchronous

Share: synchronous





- Teaches foundational reading and writing skills
- Systemic phonics instruction following a scope and sequence
- Explicit word study instruction will take place on Tuesdays and Thursdays



(ELA) WRITING WORKSHOP



Units of Study

- Launch workshop
- Personal Narrative (Small-Moments Stories)
- Non-fiction (Informational-Personal Expertise)
- Opinion Writing





SCIENCE



Our district is changing the curriculum to a more project-based and integrative science learning experience called *Phenomenal Science*. It is aligned with the **Next Generation Science Standards** and the **Michigan K-12 Performance Expectations**.


- Star Light, Star Bright
- PLTW - Animated Storytelling
- PLTW - Light and Sound
- Feature Factor





Units:

- What is a family
- How do we get what we need or want
- How do we learn about places
- How do we learn about the past
- What is a citizen





MATHEMATICS





- Everyday Math District-wide program
- Lessons are based on the Common Core Standards and CCSS have been prioritized by the district
- Units focus on:

- 0 - Daily Routines
- 1 - Counting
- 2 - Introducing Addition
- 3 - Number Stories
- 4 - Length and Addition Facts
- 5 - Place Value and Comparisons
- 6 - Addition Fact Strategies
- 7 - Subtr. Fact Strategies & Attributes of Shapes
- 8 - Geometry
- 9 - Two-Digit Addition and Subtraction and Review



STUDENT TECHNOLOGY



- Schoology is our distance learning platform. 
- Classes meet on Zoom within Schoology to attend their live lessons. Secure links have been shared. 
- Required Technology: **AAPS district-approved Chromebook**
 - **Device Request Form**
 - **Student Mobile Hotspot Request Form**
- Technology distribution date: **October 6th from 4:00 pm to 6:00 pm** at the Balas Administration Building: <https://www.a2schools.org/Page/16378>
- **The AAPS Student & Families Technology Help Desk at: family_techsupport@aaps.k12.mi.us or call (734) 997-1222.**

REPORT CARDS AND ASSESSMENTS



At this time our focus is on building relationships with each of our students, and providing quality instruction.

Any decisions or updates regarding grading, report cards, standardized testing will be decided at the district level and shared with our AAPS community when applicable.

Thank you for your support, understanding, and patience.



CURRICULUM NIGHT AGENDA



~~TEACHER INTRODUCTIONS~~



~~LEARNING TARGETS~~



~~CLASSROOM MANAGEMENT & ONLINE LEARNING EXPECTATIONS~~



~~DAILY SCHEDULE~~



~~GRADE LEVEL CURRICULUM & STANDARDS~~



KEY WORDS



CLOSING



QUESTIONS

VOCABULARY



Synchronous

Teachers will provide live instruction to their students.

TEACHING




VOCABULARY



Asynchronous

Students will work on classroom assignments independently on their own.



CURRICULUM NIGHT AGENDA



~~TEACHER INTRODUCTIONS~~



~~LEARNING TARGETS~~



~~CLASSROOM MANAGEMENT & ONLINE LEARNING EXPECTATIONS~~



~~DAILY SCHEDULE~~



~~GRADE LEVEL CURRICULUM & STANDARDS~~



~~KEY WORDS~~




CLOSING




QUESTIONS

CLOSING



Make sure that you have signed in and signed up for a Fall Conference.

Put in individual conference times AFTER you make your individual copy of the whole slideshow



CLOSING



I Know more about my child's teacher.



I Know the classroom curriculum for 1st grade.



I Know what a typical online classroom day looks like for my child.

CURRICULUM NIGHT AGENDA



~~TEACHER INTRODUCTIONS~~



~~LEARNING TARGETS~~



~~CLASSROOM MANAGEMENT & ONLINE LEARNING EXPECTATIONS~~



~~DAILY SCHEDULE~~



~~GRADE LEVEL CURRICULUM & STANDARDS~~




~~KEY WORDS~~



~~CLOSING~~



QUESTIONS



QUESTIONS

What questions
do you have?



Any Questions?

